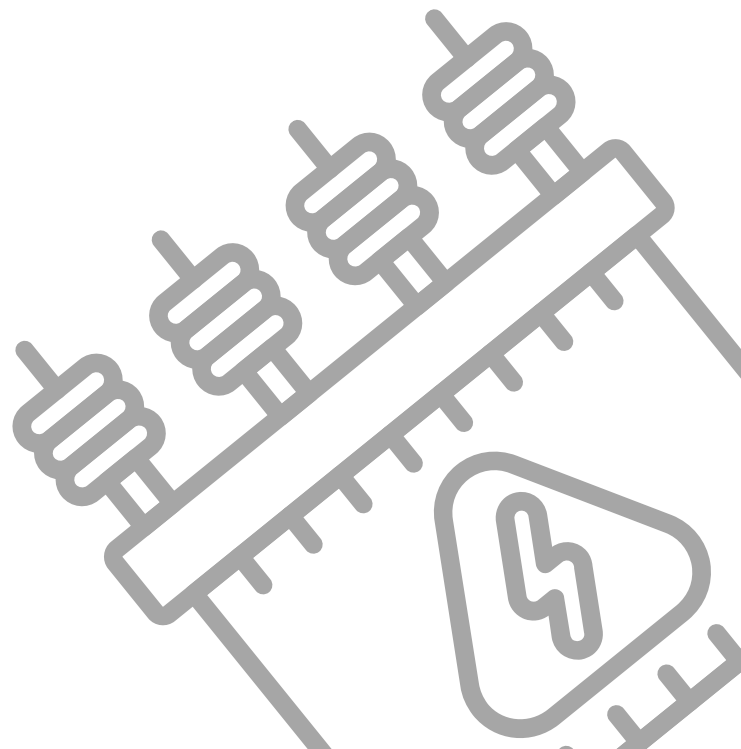




**Power System  
Services**

# **EHV SPARES**




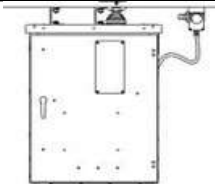






# Index









Sr.No.	Description	Pg.No.
1	72.5kV 2500A 31.5 kA 3APIFG	5
2	72.5kV 3150A 40kA 3APIFG	8
3	145kV 3150A3APIFG-MCP	11
4	145kV 3150A 3APIFG-SMART	14
5	145kV 3150A 3APIFI-MCP	16
6	145kV 3150A 3APIFI-SMART	19
7	245kV 3150A3APIFG-MCP	21
8	245kV 3150A 3APIFG-SMART	25
9	245kV 3150A 3APIFI-MCP	27
10	245kV 3150A3APIFI-smart	31
11	420kV	33
12	800kV	37
13	MCB Contactor PB	40







# 72.5kV 31.5kA2500A 3APIFG type CB





Sr.No.	Material	Images
1	Complete pole without mechanism 25mm/kV	
2	Complete pole without mechanism 31mm/kV	
3	Complete Operating mechanism	
4	Drive Mechanism without control panel	
5	NRV for Gas Pipe with O ring	
6	NRV for Gas Pole with O ring	
7	NRV for Gas inlet with O ring	
8	O-Ring set for 1 pole	
9	Terminal Pad -4/8 holes	
10	Molecular filter for SF6 Circuit for 1 Pole of CB	



Sr.No.	Material	Images
11	Tripping Coil	
12	Closing Coil	
13	Tripping coil assembly	
14	Closing coil assembly	
15	Aux. Switch for CB (20 NO + 19 NC+4wi)	
16	Aux.Switch for motor/ Limit Switch(4NO+8NC)	
17	Pressure Gauge with O ring	
18	SF6 Gas DensityMonitor with O ring	
19	Block for SF6 gas density monitor	
20	Big gas pip	
21	Small Gas pipe-I (Gear Box to densitymonitor) with O ring	
22	Small Gas pipe-II(Pressure Guage to Density monitor) with O ring	


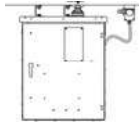







Sr. No.	Product Descriptions	Images
23	Gasket for operating mechanism	
24	Space Heater(100W) with Thermostat	 
25	Motor 220V /110V	








Sr. No.	Product Descriptions	Images
26	Closing catchgear	
27	Opening catchgear	
28	Contactors, MCB Push buttons, Indication Lamps ( as per Approved wiring)	  











# 72.5kV 40kA 3150A 3APIFG type CB

Sr. No.	Product Descriptions	Images
1	Complete pole without mechanism 25mm/kV	
2	Complete pole without mechanism 31mm/kV	
3	Complete Operating mechanism	
4	Drive Mechanism without control panel	
5	NRV for Gas Pipe with O ring	
6	NRV for Gas Pole with O ring	
7	NRV for Gas inlet with O ring	
8	O-Ring set for 1 pole	
9	Terminal Pad 4/8 Holes	
10	Molecular filter for SF6 Circuit for 1 Pole of CB	



Sr.No.	Description	Images
11	Tripping Coil	
12	Closing Coil	
13	Tripping coil assembly	
14	Closing coil assembly	
15	Aux. Switch for CB (20 NO + 19 NC+4wi)	
16	Aux. Switch for Spring Charging Motor (4NO+8NC)	
17	Pressure Gauge with O ring	
18	SF6 Gas Density Monitor with O ring	
19	Block for SF6 gas density monitor	
20	Big gas pipe	
21	Small Gas pipe-I (Gear Box to density monitor) with O ring	
22	Small Gas pipe-II (Pressure Guage to Density monitor) with O ring	


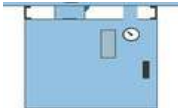



Sr.No.	Description	Images
23	Gasket for operating mechanism	
24	Space Heater(100W) with Thermostat	 
25	Motor 220V /110V	
26	Closing catchgear	
27	Opening catchgear	
28	Contactors, MCB Push buttons, Indication Lamps ( as per Approved wiring)	  



















# 145kV 40kA 3150A3AP1FG type CB MCP

Sr. No.	Product Descriptions	Images
1	Complete pole without mechanism 25mm/kV	
2	Complete pole without mechanism 31mm/kV	
3	Complete Operating mechanism	
4	Drive Mechanism without control panel	
5	Insulator Support 25 mm/KV	
6	Insulator Support 31 mm/KV	




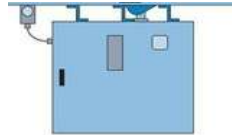

Sr. No.	Product Descriptions	Images
7	NRV for Gas Pole with O ring	
8	NRV for Gas inlet with O ring	
9	O-Ring set for 1 pole with O ring	
10	Terminal Pad -4/ 8 hole	
11	Molecular filter for SF6 Circuit for 1 Pole of CB	
12	Tripping Coil	
13	Closing Coil	
14	Tripping coil assembly	
15	Closing coil assembly	
16	Aux.Switch for CB (20 NO + 19 NC+4wi)	
17	Aux. Switch for motor/ Limit Switch (4NO+8NC)	









18	Pressure Gauge with O ring	
19	SF6 Gas Density Monitor with O ring	
20	Block for SF6 gas density monitor	
21	Big gas pipe with O ring	
22	Small Gas pipe with O ring	
23	Gasket for operating mechanism	
24	Space Heater(100W) with Thermostat	
25	Motor 220V /110V	
26	Closing catchgear	
27	Opening catchgear	
28	Contactors, MCB Push buttons, Indication Lamps ( as per Approved wiring)	



# 145kV 40kA 3150A 3APIFG type CB Smart

Sr. No.	Product Descriptions	Images
1	Complete pole without mechanism 25mm/kV	
2	Complete pole without mechanism 31mm/kV	
3	Complete Operating mechanism	
4	Drive Mechanism without control panel	
5	Insulator Support 25 mm/KV	
6	Insulator Support 31 mm/kV	
7	NRV for Gas Pole with O ring	





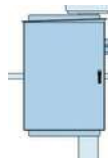

Sr. No.	Product Descriptions	Images
8	NRV for Gas inlet with O ring	
9	O-Ring set for 1 pole with O ring	
10	Terminal Pad -4/ 8 hole	
11	Molecular filter for SF6 Circuit for 1 Pole of CB	
12	Tripping Coil	
13	Closing Coil	
14	Aux.Switch for CB (20 NO + 19 NC+4wi)	
15	Microswitch ( For Smart Breaker)	






Sr. No.	Product Descriptions	Images
16	Pressure Gauge with Density Monitor with O ring	
17	Big gas pipe with O ring	
18	Gasket for operating mechanism	
19	Space Heater(100W) with Thermostat	
20	Motor 220V /110V	
21	Contactors, MCB Push buttons, Indication Lamps ( as per Approved wiring)	



# 145kV 40kA 3150A 3APIFI type CB MCP







Sr. No.	Product Descriptions	Images
1	Complete pole without mechanism 25mm/kV	
2	Complete pole without mechanism 31mm/kV	
3	Complete Operating mechanism	
4	Marshaling Box	
5	Drive Mechanism without control panel	
6	Insulator Support 25 mm/KV	






Sr. No.	Product Descriptions	Images
7	Insulator Support 31 mm/KV	
8	NRV for Gas Pole with O ring	
9	NRV for Gas inlet with O ring	
10	O-Ring set for 1 pole with O ring	
11	Terminal Pad -4/ 8 hole	





Sr. No.	Product Descriptions	Images
12	Molecular filter for SF6 Circuit for 1 Pole of CB	
13	Tripping Coil	
14	Closing Coil	
15	Tripping coil assembly	
16	Closing coil assembly	
17	Aux.Switch for CB (20 NO + 19 NC+4wi)	
18	Aux. Switch for motor/ Limit Switch (4NO+8NC)	




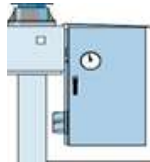
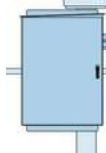

Sr. No.	Product Descriptions	Images
19	Pressure Gauge with O ring	
20	SF6 Gas Density Monitorwith O ring	
21	Block for SF6 gas density monitor	
22	Small gas pipe 1 withO ring	
23	Small Gas pipe 2 withO ring	






Sr. No.	Product Descriptions	Images
24	Gasket for operating mechanism	
25	Space Heater(100W) with Thermostat	 
26	Motor 220V /110V	
27	Closing catchgear	
28	Opening catchgear	
29	Contactors, MCB Push buttons, Indication Lamps ( as per Approved wiring)	  
30	Opening Latch( 18.9)	
31	Supporting Latch ( 18.9.1)	






# 145kV 40kA 3150A 3APIFI type CB Smart



Sr. No.	Product Descriptions	Images
1	Complete pole without mechanism 25mm/kV	
2	Complete pole without mechanism 25mm/kV	
3	Complete Operating mechanism	
4	Marshaling Box	
5	Drive Mechanism without control panel	
6	Insulator Support 25 mm/KV	
7	Insulator Support 31 mm/KV	

Sr. No.	Product Descriptions	Images
8	NRV for Gas Pole with O ring	
9	NRV for Gas Pole with O ring	
10	O-Ring set for 1 pole with O ring	
11	Terminal Pad -4/ 8 hole	







Sr. No.	Product Descriptions	Images
12	Molecular filter for SF6 Circuit for 1 Pole of CB	
13	Tripping Coil	
14	Closing Coil	
15	Aux. Switch for CB (20 NO + 19 NC+4wi)	
16	Microswitch ( For Smart Breaker)	
17	Pressure Gauge with Density Monitor with O ring	
18	Small gas pipe with O ring	
19	Gasket for operating mechanism	



Sr. No.	Product Descriptions	Images
20	Space Heater(100W) with Thermostat	
21	Motor 220V /110V	
22	Contactors, MCB Push buttons, Indication Lamps ( as per Approved wiring)	



# 245kV 50kA 3150A 3APIFGtype CB MCP









Sr. No.	Product Descriptions	Rating	Images
1	Complete pole without mechanism 25mm/kV Single Support		
2	Complete pole without mechanism 25mm/kV DoubleSupport		
3	Complete pole without mechanism 31mm/kV Single Support		
4	Complete pole without mechanism 31mm/kV Double Support		









Sr. No.	Product Descriptions	Images
5	Complete Operating mechanism	
6	Drive Mechanism	
7	NRV for Gas Pole with O ring	
8	NRV for Gas inlet with O ring	
9	O-Ring set for 1 pole	
10	Terminal Pad -4/8 hole	
11	Molecular filter for SF6 Circuit for 1 Pole of CB	









Sr. No.	Product Descriptions	Images
12	Tripping Coil	
13	Closing Coil	
14	Tripping coil assembly	
15	Closing coil assembly	
16	Aux. Switch for CB (20 NO + 19 NC+4wi)	
17	Aux. Switch for motor/ Limit Switch(4NO+8NC)	
18	Pressure Gauge with O ring	
19	SF6 Gas Density Monitorwith O ring	
20	Block for SF6 density Monitor	



Sr. No.	Product Descriptions	Rating	Images
21	Big gas pipe with O ring		
22	Small Gas pipe with O ring		
23	Gasket for operating mechanism		
24	Space Heater(100W) with Thermostat		 
25	Motor 220V /110V		
26	Closing catchgear		
27	Opening catchgear		
28	Contactors, MCB Push buttons, Indication Lamps ( as per Approved wiring)		  



# 245kV 50kA 3150A 3APIFG type CB Smart





Sr. No.	Product Descriptions	Images
1	Complete pole without mechanism 25mm/kV Single Support	
2	Complete pole without mechanism 31mm/kV Single Support	
3	Complete Operating mechanism	
4	Drive Mechanism	
5	NRV for Gas Pole with O ring	
6	NRV for Gas inlet with O ring	
7	O-Ring set for 1 pole	
8	Terminal Pad -4/8 hole	



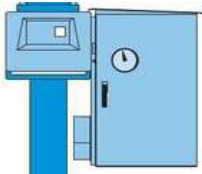
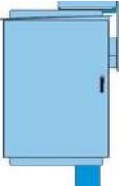





Sr. No.	Product Descriptions	Images
9	<b>Molecular filter for SF6 Circuit for 1 Pole of CB</b>	
10	<b>Tripping Coil</b>	
11	<b>Closing Coil</b>	
12	<b>Aux. Switch for CB (20 NO + 19 NC+4wi)</b>	
13	<b>Microswitch(1NO+1NC)</b>	
14	<b>Pressure Gauge with Density Monitor with O ring</b>	
15	<b>Big gas pipe with O ring</b>	
16	<b>Gasket for operating mechanism</b>	
17	<b>Space Heater(100W) with Thermostat</b>	
18	<b>Motor 220V /110V</b>	
19	<b>Contactors, MCB Push buttons, Indication Lamps ( as per Approved wiring)</b>	











# 245kV 50kA 3150A 3APIFI type CB MCP

Sr. No.	Product Descriptions	Images
1	Complete pole without mechanism 25mm/kV Single Support	
2	Complete pole without mechanism 25mm/kV DoubleSupport	
3	Complete pole without mechanism 31mm/kV Single Support	
4	Complete pole without mechanism 31mm/kV DoubleSupport	



Sr. No.	Product Descriptions	Images
5	Complete Operating mechanism	
6	Marshaling Box	
7	Drive Mechanism	
8	NRV for Gas Pole with O ring	
9	NRV for Gas inlet with O ring	
10	O-Ring set for 1 pole	
11	Terminal Pad - 4/8 hole	
12	Molecular filter for SF6 Circuit for 1 Pole of CB	



Sr. No.	Product Descriptions	Images
13	Tripping Coil	
14	Closing Coil	
15	Tripping coil assembly	
16	Closing coil assembly	
17	Aux. Switch for CB (20 NO + 19 NC+4wi)	
18	Aux. Switch for motor/ Limit Switch (4NO+8NC)	
19	Pressure Gauge with O ring	
20	SF6 Gas Density Monitor with O ring	
21	Block for SF6 density Monitor	
22	Small Gas pipe 1 with O ring	
23	Small Gas pipe 2 with O ring	


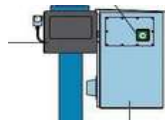









Sr. No.	Product Descriptions	Images
24	Gasket for operating mechanism	
25	Space Heater(100W) with Thermostat	
26	Motor 220V /110V	
27	Closing catchgear	
28	Opening catchgear	
29	Contactors, MCB Push buttons, Indication Lamps ( as per Approved wiring)	



# 245kV 50kA 3150A 3APIFISMA type CB









Sr. No.	Product Descriptions	Images
1	Complete pole without mechanism 25mm/kV Single Support	
2	Complete pole without mechanism 31mm/kV Single Support	
3	Complete Operating mechanism	
4	Marshaling Box	
5	Drive Mechanism	
6	NRV for Gas Pole with O ring	
7	NRV for Gas inlet with O ring	
8	O-Ring set for 1 pole	
9	Terminal Pad -4/8 hole	



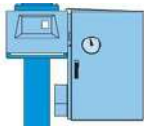






Sr. No.	Product Descriptions	Images
10	Molecular filter for SF6 Circuit for 1 Pole of CB	
11	Tripping Coil	
12	Closing Coil	
13	Aux. Switch for CB (20 NO + 19 NC+4wi)	
14	Aux. Switch for CB (20 NO + 19 NC+4wi)	
15	Pressure Gauge with Density Monitor with O ring	
16	Small Gas pipe with O ring	
17	Gasket for operating mechanism	
18	Space Heater(100W) with Thermostat	
19	Motor 220V /110V	
20	Contactors, MCB Push buttons, Indication Lamps (as per Approved wiring)	












# 420kV 3AP2FI& 3AP3FI type CB

Sr. No.	Product Descriptions	Images
1	Complete Pole without mechanism for with GC with PIR 25mm/kV type	
2	Complete Pole without mechanism for with GC without PIR 25mm/kV type	
3	Complete Pole without mechanism for without GC without PIR 25mm/kV type	
4	Complete Pole without mechanism for without GC with PIR 25mm/kV type	
5	Complete Pole without mechanism for with GC with PIR 31mm/kV type	
6	Complete Pole without mechanism for with GC without PIR 31mm/kV type	
7	Complete Pole without mechanism for without GC without PIR 31mm/kV type	
8	Complete Pole without mechanism for without GC with PIR 31mm/kV type	











Sr. No.	Product Descriptions	Rating	Images
9	Grading Capacitor 25 mm/kV		
10	Grading Capacitor 31 mm/kV		
11	Complete operating mechanism		
12	Marshalling box		 <small>K: Contacts, line side P: Operating cylinder Pa: Housing, operating cylinder (terminals) B: Distribution M: Return roller</small>
13	Drive mechanism		 <small>13.10: Drive mechanism 13.11: Drive mechanism 13.12: Drive mechanism 13.13: Drive mechanism 13.14: Drive mechanism 13.15: Drive mechanism 13.16: Drive mechanism 13.17: Drive mechanism 13.18: Drive mechanism 13.19: Drive mechanism 13.20: Drive mechanism 13.21: Drive mechanism 13.22: Drive mechanism 13.23: Drive mechanism 13.24: Drive mechanism 13.25: Drive mechanism 13.26: Drive mechanism 13.27: Drive mechanism 13.28: Drive mechanism 13.29: Drive mechanism 13.30: Drive mechanism 13.31: Drive mechanism 13.32: Drive mechanism 13.33: Drive mechanism 13.34: Drive mechanism 13.35: Drive mechanism 13.36: Drive mechanism 13.37: Drive mechanism 13.38: Drive mechanism 13.39: Drive mechanism 13.40: Drive mechanism 13.41: Drive mechanism 13.42: Drive mechanism 13.43: Drive mechanism 13.44: Drive mechanism 13.45: Drive mechanism 13.46: Drive mechanism 13.47: Drive mechanism 13.48: Drive mechanism 13.49: Drive mechanism 13.50: Drive mechanism 13.51: Drive mechanism 13.52: Drive mechanism 13.53: Drive mechanism 13.54: Drive mechanism 13.55: Drive mechanism 13.56: Drive mechanism 13.57: Drive mechanism 13.58: Drive mechanism 13.59: Drive mechanism 13.60: Drive mechanism 13.61: Drive mechanism 13.62: Drive mechanism 13.63: Drive mechanism 13.64: Drive mechanism 13.65: Drive mechanism 13.66: Drive mechanism 13.67: Drive mechanism 13.68: Drive mechanism 13.69: Drive mechanism 13.70: Drive mechanism 13.71: Drive mechanism 13.72: Drive mechanism 13.73: Drive mechanism 13.74: Drive mechanism 13.75: Drive mechanism 13.76: Drive mechanism 13.77: Drive mechanism 13.78: Drive mechanism 13.79: Drive mechanism 13.80: Drive mechanism 13.81: Drive mechanism 13.82: Drive mechanism 13.83: Drive mechanism 13.84: Drive mechanism 13.85: Drive mechanism 13.86: Drive mechanism 13.87: Drive mechanism 13.88: Drive mechanism 13.89: Drive mechanism 13.90: Drive mechanism 13.91: Drive mechanism 13.92: Drive mechanism 13.93: Drive mechanism 13.94: Drive mechanism 13.95: Drive mechanism 13.96: Drive mechanism 13.97: Drive mechanism 13.98: Drive mechanism 13.99: Drive mechanism 14.00: Drive mechanism</small>
14	NRV for Gas Pole with O ring		
15	NRV for Gas inlet with O ring		
16	O-Ring set for 1 pole		
17	Terminal Pad -4/8 hole		
18	Molecular filter for SF6 Circuit for 1 Pole of CB		



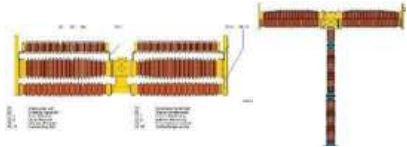





Sr. No.	Product Descriptions	Images
19	Tripping Coil	
20	Closing Coil	
21	Tripping coil assembly	
22	Closing coil assembly	
23	Aux. Switch for CB (20 NO + 19 NC+4wi)	
24	Aux. Switch for Spring Charging Motor	
25	Pressure Gauge with O ring	
26	SF6 Gas DensityMonitor with O ring	
27	Block for SF6 density Monitor	
28	small gas pipe -1 with O ring	
29	small gas pipe -2 with O ring	
30	Gasket for operating mechanism	



Sr. No.	Product Descriptions	Images
31	Space Heater (100W) with Thermostat	 
32	Motor -110V/220V	
33	Closing catchgear	
34	Opening catchgear	
35	Timers & MCB (1 no. of each type as per Approved wiring)	  










# 800 kV 3AP4FI & 3AP5FI type CB

Sr. No.	Product Descriptions	Images
1	Complete Polewith GC with PIR 25mm/kv	
2	Complete Pole with GC without PIR 25mm/kv	
3	Complete Polewith GC with PIR 31mm/kv	
4	Complete Polewith GC without PIR 31mm/kv	
5	Complete operating mechanism	
6	Marshalling box	
7	Drive mechanism	
8	NRV for Gas Pole with O ring	
9	NRV for Gas inlet with O ring	











Sr. No.	Product Descriptions	Images
10	O-Ring set for 1 pole	
11	Terminal Pad	
12	Molecular filter for SF6 Circuit for 1 Pole of CB	
13	Tripping Coil	
14	Closing Coil	
15	Tripping coil assembly	
16	Closing coil assembly	
17	Aux. Switch for CB (20 NO + 19 NC+4wi)	
18	Aux. Switch for Spring Charging Motor	
19	Pressure Gauge with O ring	



Sr. No.	Product Descriptions	Images
20	SF6 Gas DensityMonitor with O ring	
21	Small gas pipe -1 with O ring	
22	Small gas pipe -2 with O ring	
23	Gasket for operating mechanism	 
24	Space Heater(100W) with Thermostat	
25	Motor -110V/220V	
26	Closing catchgear	
27	Opening catchgear	
28	Timers & MCB (1 no. of each type as per Approved wiring)	



# MCBs, Contactors and Accessories

Sr. No.	Product Descriptions	Images
1	Contactor	
1.1	Contactor 2 NO + 2 NC 220V DC 3RH2 type	
1.2	Contactor 2 NO + 2 NC 110V DC 3RH2 type	
1.3	Contactor 4NO 220V DC 3RH2 type	
1.4	Contactor 4NO 110V DC 3RH2 type	
1.5	Contactor 2 NO + 2 NC 48V DC 3RH2 type	
2	Aux contact block or add on block	
2.1	2NO+2NC 3RH2 type	
2.2	4NO 3RH2 type	
2.3	4NC 3RH2 type	
2.4	1NO+3NC 3RH2 type	
2.5	3NO+1NC 3RH2 type	



Sr. No.	Product Descriptions	Images
3	MCB	
3.1	DC MCB 16A 2 Pole	
3.2	AC MCB 10A 4 Pole	
3.3	AC MCB 10A 2 Pole	
3.4	DC MCB 10A 2 Pole	
3.5	AC MCB 10A Single Pole	
4	Indication Lamp	
4.1	Indication Lamp, Red 110V DC	
4.2	Indication Lamp, Green 110V DC	
4.3	Indication Lamp, Blue 110V DC	




Sr. No.	Product Descriptions	Images
4.4	Indication Lamp,Amber 110V DC	
4.5	Indication Lamp, Red 220V DC	
4.6	Indication Lamp, Green 220V DC	
4.7	Indication Lamp, Blue 220V DC	
4.8	Indication Lamp, Amber 220V DC	
5	Push button Assembly	
5.1	Push button Assembly Red	
5.2	Push button Assembly Green	
5.3	Push button Assembly Yellow	
6	Local Remote selectorSwitch	
7	TNC switch	



Sr. No.	Product Descriptions	Images
8	Door limit switch	
9	Operation counter (Mechanical)	
10	Operation Counter (Electrical) 110V DC	
11	Operation Counter (Electrical) 220V DC	
12	Pole Discrepancy Relay	
13	CTD	
14	SF6 Gas Cylinder- 4.5 Kg	



Sr. No.	Product Descriptions	Images
15	SF6 Gas Cylinder- 4.5 Kg	
16	SF6 Gas Cylinder-18 Kg	
17	SF6 Gas Cylinder-50 Kg	
18	O-Ring 12.5mm	
19	O Ring 14 mm	
20	O Ring 112 mm	
21	O Ring 148 mm	
22	O Ring 27mm	
23	O Ring 142 mm	
24	SF6 gas filling kit for HVCB	
25	Gas leak detector (AES Make)	
26	Spring charging handle	
27	Bridge rectifier	
28	Vaseline 200gm ,molycote100gm ,grease 100 gm	



## **sf6 gas recovery collecting handling unit**



## **Supply of SF6 Gas Cylinder (as per requirement)**

